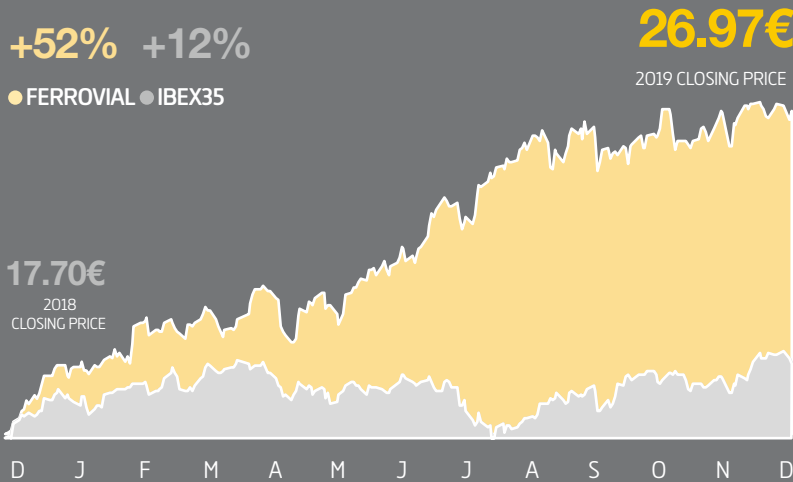


FERROVIAL SHARE PERFORMANCE

SHARE PERFORMANCE IN 2019 (FER & IBEX)



CAPITALIZATION (M€)

19,829

TOTAL SHAREHOLDER RETURN (TSR)*

+57.2%

* Total Shareholder Return (TSR): it is the sum of the revaluation/depreciation of shares during the period and other payments, such as those derived from the purchase of subscription rights delivered to shareholders.

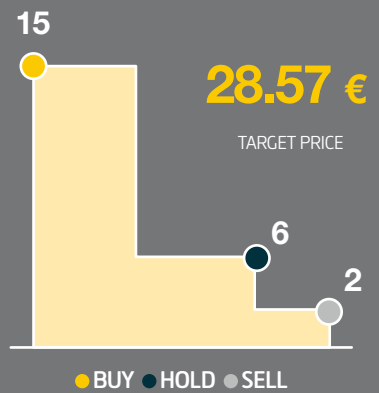
CREDIT RATING

BBB

S&P AND FITCH

ANALYST'S RECOMMENDATION

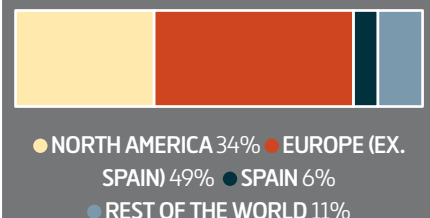
23 analysts were covering Ferrovial at 31 December. JP Morgan and Barclays started covering it during 2019.



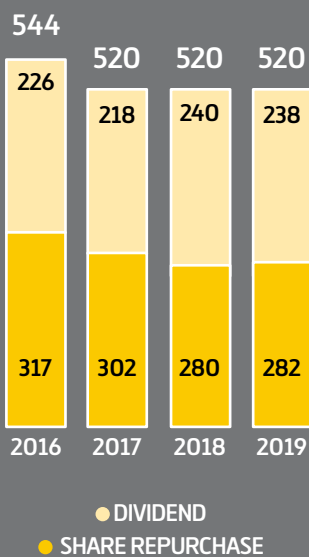
CONTACT WITH THE MARKET

In 2019, the Investor Relations department held about 270 meetings, 12 roadshows and 5 seminars, with almost 400 investors.

INSTITUTIONAL INVESTORS* (%)



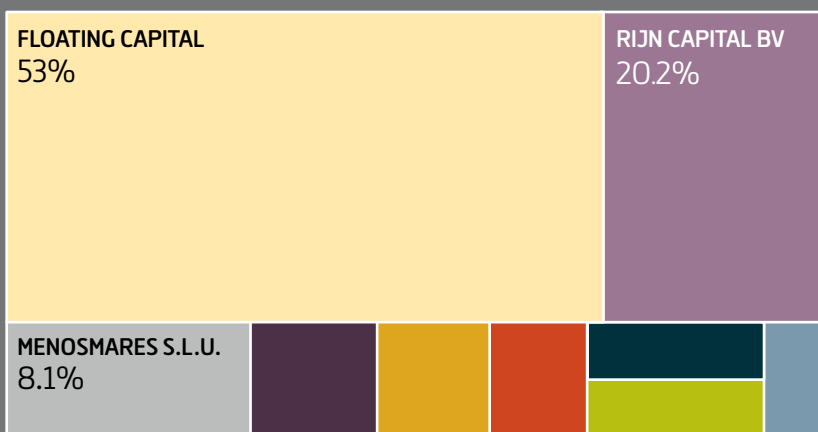
SHAREHOLDER REMUNERATION (M€)



HISTORICAL SHARE DATA

	2019	2018	2017
CLOSING PRICE (€)	26.97	17.70	18.93
MAX. (€)	27.21	19.78	20.75
MIN. (€)	17.71	16.20	16.75
VWAP (€)	23.15	17.86	18.63
DAILY AVERAGE CASH (€M)	47.05	27.39	33.07
DAILY AVERAGE VOLUME (ACC M)	2.02	1.54	1.77
NUMBER OF SHARES (M ACC)	735.22	738.46	732.27
CAPITALIZATION (M€)	19,829	13,067	13,858

SHARE STRUCTURE



- SIEMPRELARA S.L.U. 4.2%
- THE CHILDREN'S INVESTMENT MASTER FUND 3.7%
- LAZARD ASSET MANAGEMENT 3.1%
- SOZIANCOR S.L.U. 2.5%
- BLACKROCK 3%
- FIDELITY INT'L 2%

*SOURCE: CNMV and CMi2i (October 2019)